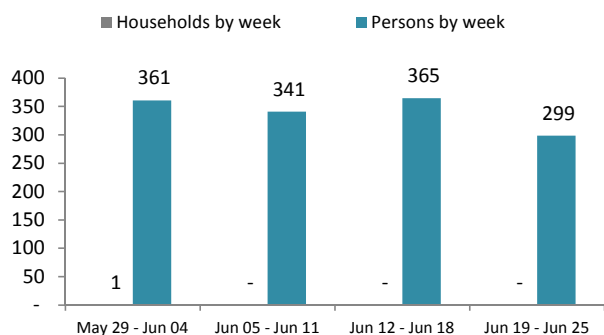
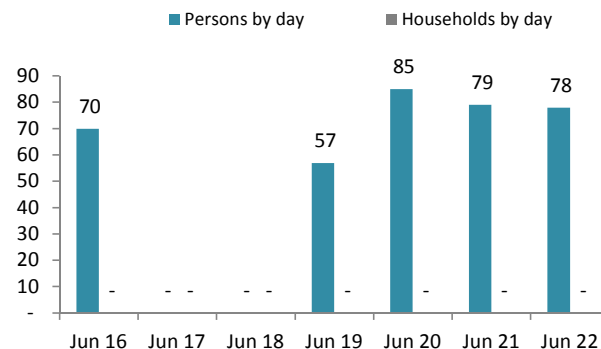


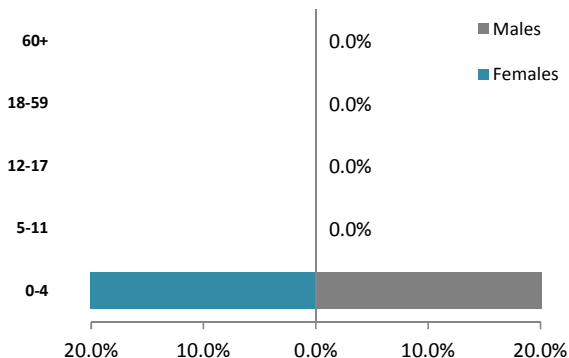
Weekly UNHCR Registered



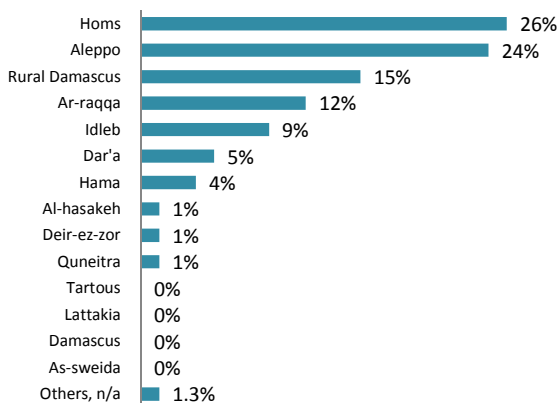
Daily UNHCR Registered



Daily Age and Gender Breakdown



Daily Place of origin



Specific Needs	Daily	Total
Torture	0	2,149
Child at risk	0	75,831
Family unity	0	309
Serious medical condition	1	34,398
Single parent	0	14,124
Unaccompanied or separated child	0	1,276
Specific legal & physical protection needs	0	11,463
Older person at risk	0	3,794
SGBV	0	154
Disability	0	10,052
Woman at risk	0	4,162

An individual can have more than one specific need

Total Individuals with Specific Needs: 1 138,203

Hosting Conditions	Daily		Total	
	Persons	Households	Persons	Households
Hosted	40	0	143,336	30,485
Renting	29	0	193,443	43,270
Collective Shelter	6	0	14,704	3,145
Others, n/a	3	0	6,918	1,568

Locations	Daily		Total	
	Persons	Households	Persons	Households
Zahle	37	-	161,910	35,071
Baalbek	31	-	117,284	26,320
West Bekaa	9	-	61,619	13,284
Rachaya	-	-	8,993	2,015
El Hermel	1	-	6,025	1,249
Other	-	-	2,570	529
Total	78	-	358,401	78,468
-	-	-	-	-
-	-	-	-	-

Gender	Male	% Male	Female	% Female	Total	% Total
Under 18	37	47%	41	53%	78	100%
Adults	0	0%	0	0%	0	0%
Total	37	47%	41	53%	78	100%

Entry through	Daily	Total
Official border crossing points	65%	77%
Unofficial border crossing points	35%	23%

Reasons for flight (Starting Feb 2014)	Daily	Total
General fear in area controlled by Regime	1	18,162
General fear in area controlled by Opposition	2	18,887
General fear in area in dispute	59	245,380
Individually targeted by Regime (anti-regime)	-	1,655
Individually targeted by Opposition (pro-regime)	-	423
Individually targeted (religion/ethnicity)	-	547
Targeted by Opposition (perceived as pro-Regime)	-	13
No access to services and/or employment	-	3,108
LGBTI	-	7
Military deserter	1	659
Draft evader	2	2,166
Not linked to recent crisis	-	144
	-	-

Reasons for flight (Pre-Feb 2014)	Daily	Total
General security situation	5	52,349
Organization of demonstration	-	44
Participation in demonstration	-	228
Deserters / Draft evaders	-	79
Fear not linked with recent events	-	34
n/a	8	14,516

* Reasons for flight data is only available for cases registered

Religious Background	Daily	Total
Islam (Sunni)	100.0%	98.8%
Islam (Shiah)	0.0%	0.2%
Islam (unspecified)	0.0%	0.3%
Christianity	0.0%	0.4%
Yezidis	0.0%	0.0%
Alawite	0.0%	0.0%
Others, n/a	0.0%	0.1%